

KSA

KARE KAŞALI SANAYİ TİPİ ASPIRATÖRLER

SQUARE PLATE INDUSTRIAL FANS



- 2.250 m³/h – 8.700 m³/h hava debisi aralığında çalışmaktadır.
- Gövde ve pervane DKP sacdan imal edilip paslanmaya karşı elektrostatik toz boya ile korunmuştur.
- Pervanenin dinamik balansı alınmıştır.
- 500 – 550 – 600 mm aspiratörlerimiz soğutma fanlıdır.
- Monofaze aspiratörlerimizin klemens kutuları siyah, trifaze aspiratörlerimizin klemens kutuları gri renktedir.
- Aspiratörlerimizin ön ve arka bölümlerinde muhafaza teli kullanılarak oluşabilecek tehlikeli durumlar engellenmiştir.
- Opsiyonel olarak hız kontrol cihazı ile hava debisi ve basınç ayarlanabilir.
- Yalıtım : class B
- Koruma sınıfı : IP 44

- Has air flow between 2.750 m³/h and 18.000 m³/h.
- Casing and impeller are made from DKP sheet metal and protected from corrosion by electrostatic powder coating.
- Impellers are dynamically balanced.
- Size 50-55-60 aspirators are equipped with cooling fans.
- Single phase motors terminal boxes are black painted, three phases motors terminal boxes are grey painted.
- As an option, a speed control device can be used to adjust the air flow.
- Insulation : class B
- Protection : IP 44

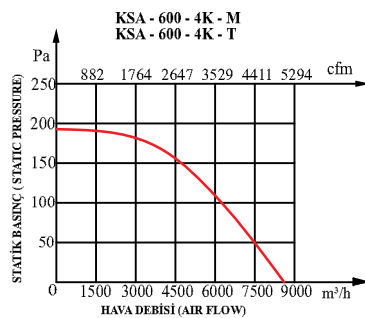
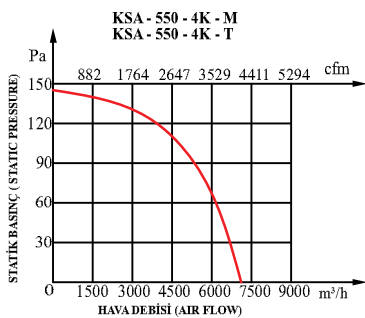
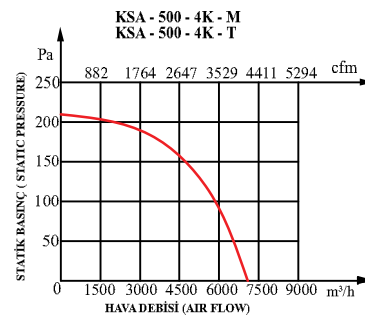
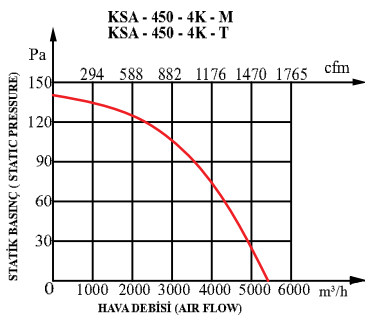
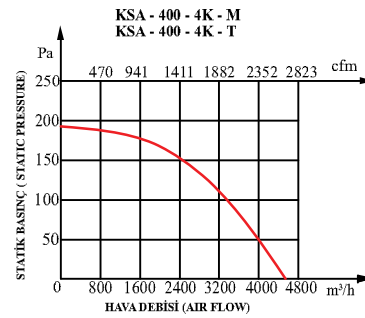
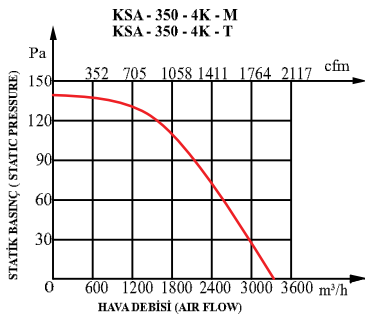
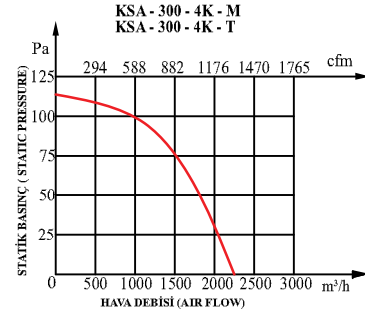
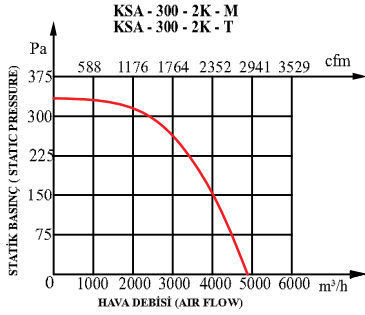
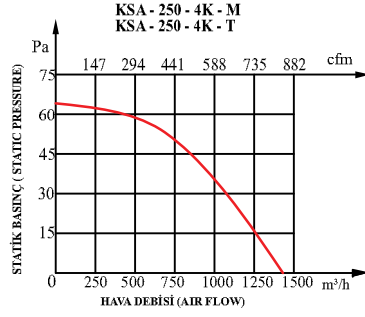
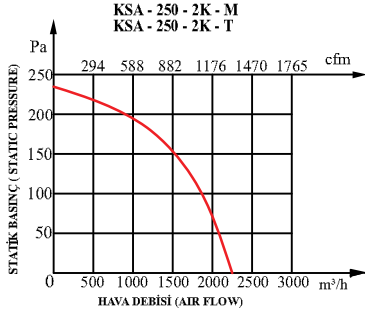
Kullanım alanları : Duvara metal ve ahşap levhaya monte edilmek üzere dumanlı ve kirlı havalı tüm ortamlarda, havanın sürekli değişmesi gereken kapalı alanlarda kullanıma uygundur.

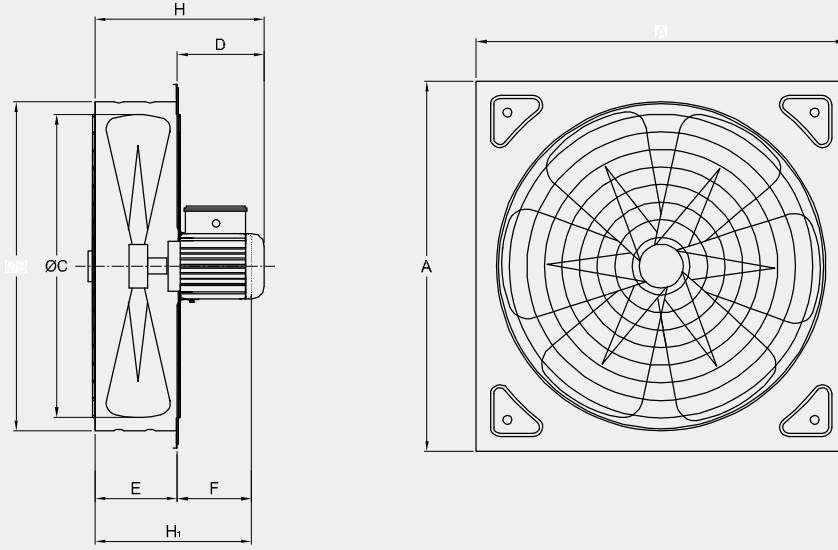
Application Areas: Industrial fans are suitable for use in In the closed areas where the continuous air circulation is required and In the environments with smoke and polluted air, to be mounted on the wall, metal or wooden plate.

TEKNİK TABLO / TECHNICAL PARAMETERS

Tip Type	Voltaj Voltage	Frekans Frequency	Güç Power	Akım Current	Kondansatör Capacitor	Devir Speed	Debi Air Flow	Ses Seviyesi Sound Pressure Level	Ağırlık Weight
	V	Hz	W	A	(µF/Volt)	d/d	m ³ /h	dB(A)	Kg
KSA-250-2K-M	220	50	180	1,20	5/400	2800	2250	66	7,58
KSA-250-2K-T	380		165	1,00			2300		6,98
KSA-250-4K-M	220	50	120	0,26	2,5/400	1400	1400	53	7,13
KSA-250-4K-T	380		110	0,21			1400		7,28
KSA-300-2K-M	220	50	215	1,54	5/400	2800	4850	70	8,50
KSA-300-2K-T	380		135	0,57			5100		6,88
KSA-300-4K-M	220	50	130	0,34	2,5/400	1400	2200	53	7,78
KSA-300-4K-T	380		125	0,25			2200		7,13
KSA-350-4K-M	220	50	160	0,42	4/400	1400	3350	56	8,70
KSA-350-4K-T	380		140	0,30			3350		7,95
KSA-400-4K-M	220	50	200	0,54	5/400	1400	4550	58	10,00
KSA-400-4K-T	380		180	0,40			4800		10,00
KSA-450-4K-M	220	50	220	0,62	6/400	1400	5300	59	10,80
KSA-450-4K-T	380		210	0,44			5500		11,15
KSA-500-4K-M	220	50	230	0,74	7/400	1400	6900	63	12,50
KSA-500-4K-T	380		220	0,50			7400		12,70
KSA-550-4K-M	220	50	400	1,10	8/400	1400	7200	64	14,72
KSA-550-4K-T	380		300	0,80			7900		14,95
KSA-600-4K-M	220	50	560	1,35	10/400	1400	8500	66	17,37
KSA-600-4K-T	380		450	0,95			8700		17,70

*Ses seviyesi 3m mesafeden ölçülmüştür. / Sound levels has measured at a distance of 3 meters.



TEKNİK ÇİZİM VE ÖLÇÜLER / TECHNICAL DRAWINGS AND DIMENSIONS


Tip /Type	A	B	C	D	E	F	H	H1
KSA-250-2K-M KSA-250-2K-T	350X350	260	248	-	103	103	-	205
KSA-250-4K-M KSA-250-4K-T	350X350	260	248	-	103	103	-	205
KSA-300-2K-M KSA-300-2K-T	400X400	315	300	-	105	90	-	205
KSA-300-4K-M KSA-300-4K-T	400X400	315	300	-	105	90	-	205
KSA-350-4K-M KSA-350-4K-T	450X450	370	345	-	105	90	-	195
KSA-400-4K-M KSA-400-4K-T	500X500	440	408	-	122	95	-	215
KSA-450-4K-M KSA-450-4K-T	550X550	475	455	-	122	95	-	215
KSA-500-4K-M KSA-500-4K-T	600X600	525	495	145	130	-	278	-
KSA-550-4K-M KSA-550-4K-T	650X650	560	535	140	160	-	300	-
KSA-600-4K-M KSA-600-4K-T	720X720	630	600	140	170	-	315	-

*Ölçüler mm cinsindedir. / Dimensions are in (mm)

AKSESUARLAR / ACCESSORIES


MHA



DHA



PAN

* Bu ürünler ile ilgili detaylı bilgiyi Aksesuarlar bölümünde bulabilirsiniz.
You can see the details of these products in Accesories section.